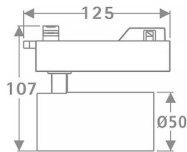







Scheme



Tube

|              |                  |
|--------------|------------------|
| Item code    | 86.T005.1413.02  |
| Product type | Indoor           |
| Category     | Tracklights      |
| Family       | Tube & Zoom Tube |
| Subfamily    | Tube             |

|            |   |
|------------|---|
| Pictograms |      |
|            |      |

|                            |               |
|----------------------------|---------------|
| Product                    |               |
| Real power (W)             | 10            |
| Real luminous flux (Lm)    | 600           |
| Luminous efficiency (Lm/W) | 60            |
| Beam angle (°)             | 16            |
| Life time (h)              | 50000h L80B10 |
| IP                         | 20            |
| Operating temperature      | 15            |
| Chip Brand                 | Philip        |
| Control gear               | DALI          |
| Colour temperature (K)     | 4000          |
| Colour consistency (SDCM)  | SDCM<3        |
| CRI                        | 80            |