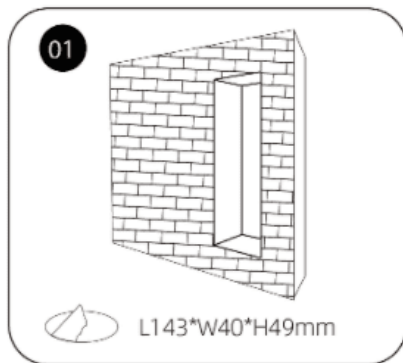
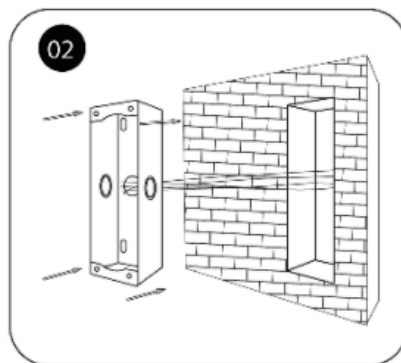




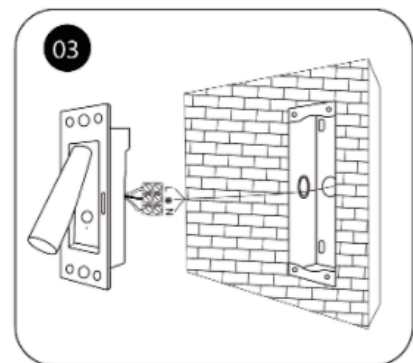
- Installation and wiring of luminaire must be in accordance with all applicable local codes.
- Installation, inspection, and maintenance of luminaires should be performed by a qualified electrician.
- DO NOT make or alter any open holes in the luminaire. Do not modify the luminaire.
- DO NOT install damaged product.
- Make sure electrical power is OFF before and during installation and maintenance.
- Make sure the equipment is properly grounded.
- Make sure the supply voltage is same as the rated fixture voltage.



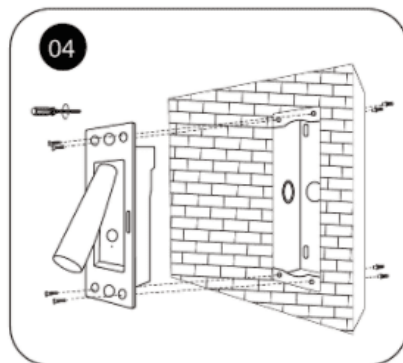
Bottom box size.



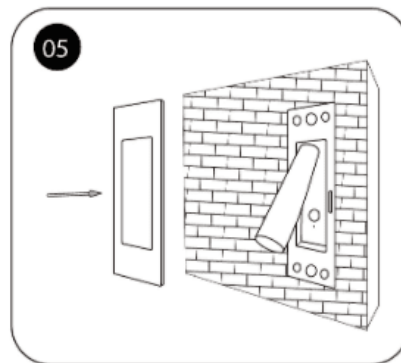
Cut a slot in the wall about the size of the bottom box.



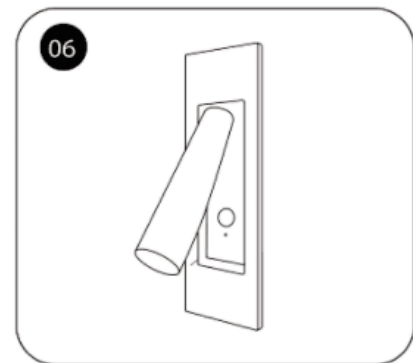
Insert the bottom box into the slot.



Press the sign to connect the cable.



The light fixture is fixed to the bottom box.



Complete power-on.