









Rock up&down

| | |
|--------------|--|
| Item code | 86.SD09.1301.02 |
| Product type | Indoor |
| Category | Surface Downlights |
| Family | Rock |
| Subfamily | Rock up&down |
| Pictograms |       |

| | |
|----------------------------|--------------------|
| Product | |
| Real power (W) | 8/10/15 |
| Real luminous flux (Lm) | 960/1200/1800 |
| Luminous efficiency (Lm/W) | 120 |
| Beam angle (°) | 150° down, 110° up |
| IP | 54 |
| Control gear | On-off |
| Power Factor | >0,9 |
| Colour temperature (K) | 3000/4000/6000 |
| Colour consistency (SDCM) | SDCM<3 |
| CRI | >80 |
| IK | IK10 |

Dimensions

Product dimensions (mm) Ø300xH57mm

Scheme

