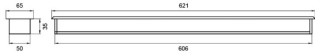













Dimensions

Product dimensions (mm)     Hole size 606xW50mm

Scheme



SLINER

Item code	86.LR01.1301.01
Product type	Indoor
Category	Linear Systems
Family	SLINER
Pictograms	        

Product	
Real power (W)	15
Real luminous flux (Lm)	2000
Luminous efficiency (Lm/W)	133
Beam angle (°)	110
Life time (h)	50000h L80B10
IP	20
U. G. R	22
Control gear	ON-OFF
Colour temperature (K)	3000
Colour consistency (SDCM)	SDCM<3
CRI	80