












Dimensions

Product dimensions (mm) Hole size 1206xW50mm

Scheme



SLINER

| | |
|--------------|---|
| Item code | 86.LR01.2392.02 |
| Product type | Indoor |
| Category | Linear Systems |
| Family | SLINER |
| Pictograms |          |

| | |
|----------------------------|---------------|
| Product | |
| Real power (W) | 30 |
| Real luminous flux (Lm) | 3600 |
| Luminous efficiency (Lm/W) | 120 |
| Beam angle (°) | 77 |
| Life time (h) | 50000h L80B10 |
| IP | 20 |
| U. G. R | <19 |
| Control gear | 0-10V Dim |
| Colour temperature (K) | 3000 |
| Colour consistency (SDCM) | SDCM<3 |
| CRI | 80 |