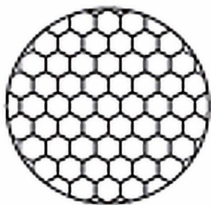


**OUTDOOR / RECESSED INGROUND  
FLOOR / DRIVE ON / DRIVE ON  
ACCESORIES**

**Item code 86.OI09.0001.02**

**LAVOV**  
L I G H T I N G



- Installation and wiring of luminaire must be in accordance with all applicable local codes.
- Installation, inspection, and maintenance of luminaires should be performed by a qualified electrician.
- DO NOT make or alter any open holes in the luminaire. Do not modify the luminaire.
- DO NOT install damaged product.
- Make sure electrical power is OFF before and during installation and maintenance.
- Make sure the equipment is properly grounded.
- Make sure the supply voltage is same as the rated fixture voltage.

**OUTDOOR / RECESSED INGROUND  
FLOOR / DRIVE ON / DRIVE ON**

**LAVOV**

**ACCESORIES**

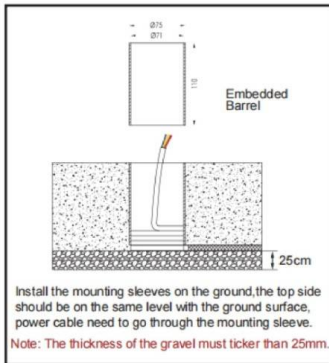
Item code 86.OI09.0001.02

**Safety tips before installation**

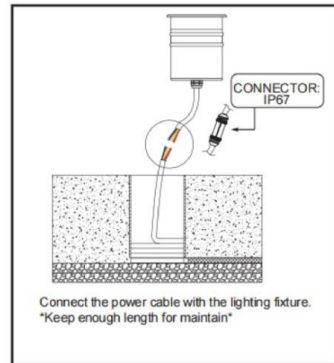
- \*Please ask an expert/authorized technician to do the installation.
- \*Please cut off the power before installing to prevent electric shock.
- \*Please always try to leave some space for the heat sink of the LED light. The light needs to be cooled after use.
- \*Do not connect any LED lights without recommended drivers.
- \*Your individual product may vary from the design shown below
- \*Do not disassemble your product.
- \*Any damage caused by any modification or incorrect installation will void the warranty.



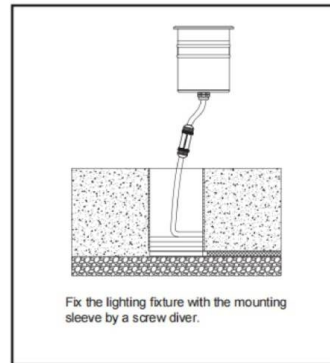
**STEP 1**



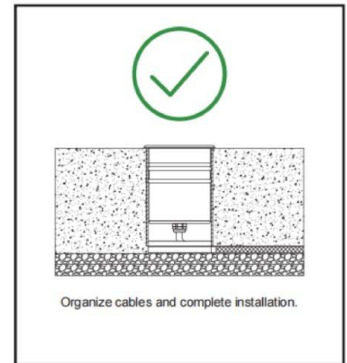
**STEP 2**



**STEP 3**



**STEP 4**



**CONNECTION DIAGRAM**

