

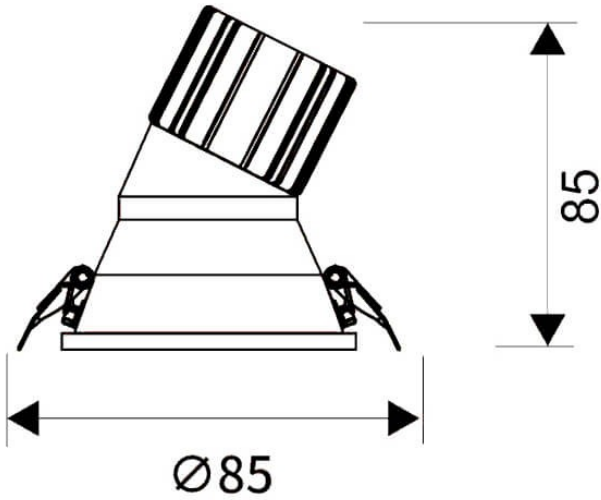




LIGHT HOLE

Item code	86.D317.1321.01					
Product type	Indoor					
Category	Downlights					
Family	LIGHT HOLE					
Pictograms		220 240 V	CRI 80	CE	Driver INCL.	
	On Off		IP 44	IP 20	50000h L80B10	

Scheme



Product	
Real power (W)	10
Real luminous flux (Lm)	900
Luminous efficiency (Lm/W)	90
Beam angle (°)	38
Life time (h)	50000 h L80B10
IP	20
Control gear	ON/OFF
Colour temperature (K)	3000
Colour consistency (SDCM)	SDCM<3
CRI	80