







Scheme



D-TUBE

| | |
|--------------|---|
| Item code | 86.D010.3413.01 |
| Product type | Indoor |
| Category | Downlights |
| Family | D-TUBE |
| Subfamily | D-TUBE |
| Pictograms | <div><div></div><div>220 240 V</div><div></div><div>CRI 80</div><div></div><div>Driver INCL</div><div>On Off</div><div></div><div>IP 20</div><div>50000h L80B10</div></div> |

| | |
|----------------------------|--------------------|
| Product | |
| Real power (W) | 35 |
| Real luminous flux (Lm) | 3070 |
| Luminous efficiency (Lm/W) | 87.714285714286007 |
| Beam angle (°) | 12 |
| Life time (h) | 50000 h L80B10 |
| IP | 20 |
| Control gear | DALI |
| Colour temperature (K) | 4000 |
| Colour consistency (SDCM) | SDCM<3 |
| CRI | 80 |