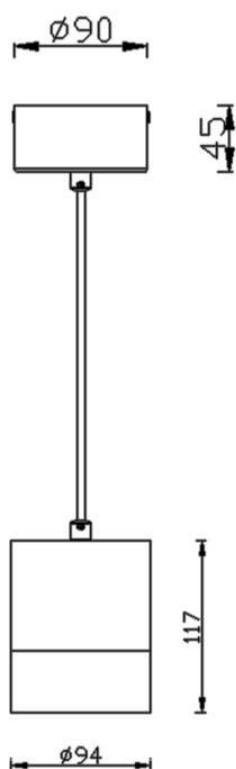
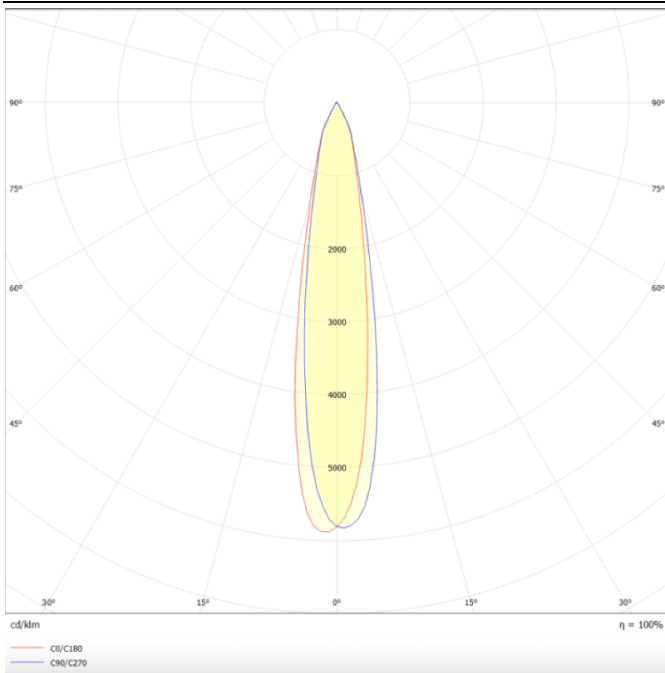







Scheme




Photometry



TUBULAR

Item code	86.S001.3411.03
Product type	Indoor
Category	Pendants
Family	TUBULAR
Pictograms	 220 V  CRI 

	220 240 V	 850°	CRI 80	
On Off		IP 20	50000h L80B10	

Product	
Real power (W)	20
Real luminous flux (Lm)	1800
Luminous efficiency (Lm/W)	90
Beam angle (°)	12
Life time (h)	50000h L80B10
IP	20
Chip Brand	Philip
Control gear	ON-OFF
Colour temperature (K)	4000
Colour consistency (SDCM)	SDCM<3
CRI	80