
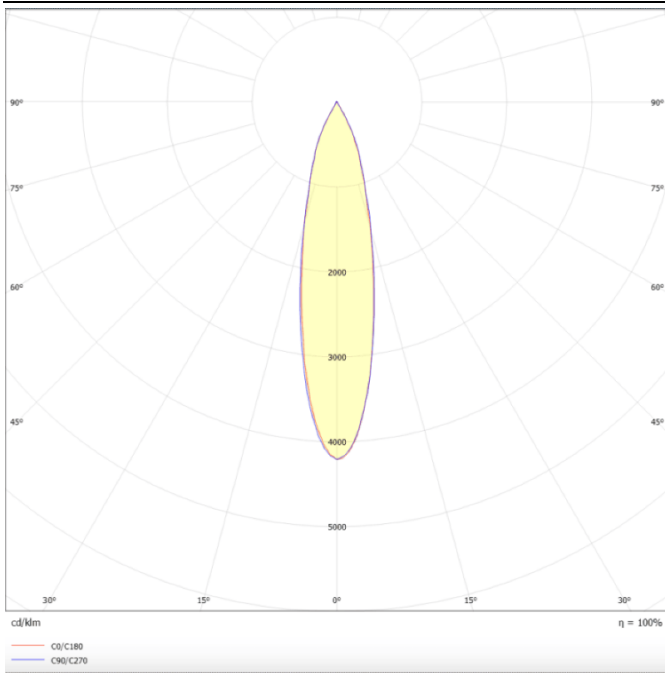







Scheme







Photometry



TUBULAR

Item code	86.S001.4321.01
Product type	Indoor
Category	Pendants
Family	TUBULAR
Pictograms	 220 V  CRI 

Pictograms		220 240 V		CRI 80	
	On Off		IP 20	50000h L80B10	

Product	
Real power (W)	30
Real luminous flux (Lm)	2700
Luminous efficiency (Lm/W)	90
Beam angle (°)	24
Life time (h)	50000h L80B10
IP	20
Chip Brand	Philip
Control gear	ON-OFF
Colour temperature (K)	3000
Colour consistency (SDCM)	SDCM<3
CRI	80