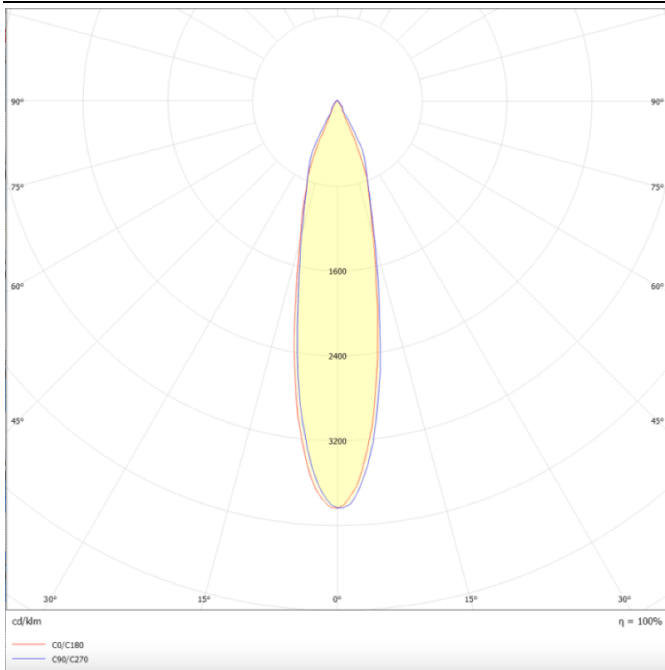







Scheme



Photometry



BELL

Item code	86.S002.1421.01
Product type	Indoor
Category	Pendants
Family	BELL
Pictograms	 220 V  CRI 

Product	
Real power (W)	10
Real luminous flux (Lm)	900
Luminous efficiency (Lm/W)	90
Beam angle (°)	24
Life time (h)	50000h L80B10
IP	20
Chip Brand	Philip
Control gear	ON-OFF
Colour temperature (K)	4000
Colour consistency (SDCM)	SDCM<3
CRI	80