



---

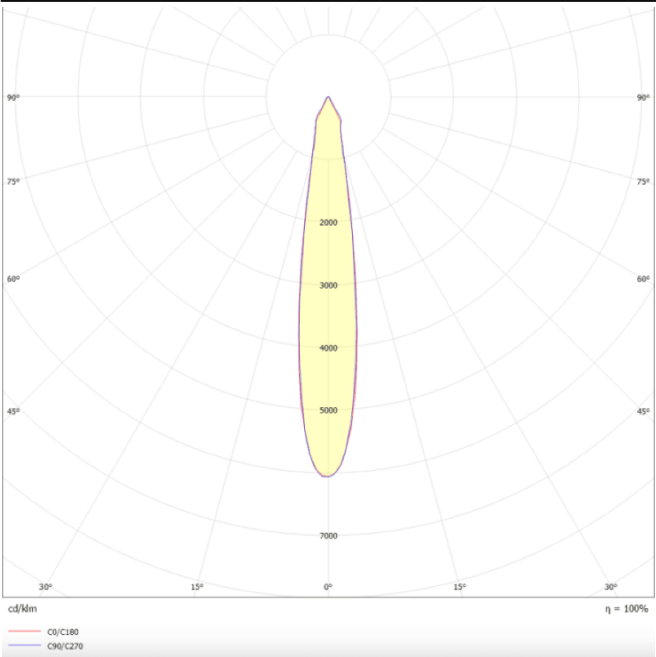
---

**Scheme**






---

**Photometry**



BELL

Item code	86.S002.2311.01
Product type	Indoor
Category	Pendants
Family	BELL
Pictograms	<div><div></div><div>220 240 V</div><div></div><div>850°</div><div>CRI 80</div><div></div></div> <div><div>On Off</div><div>IP 20</div><div>50000h L80B10</div></div>

Product	
Real power (W)	20
Real luminous flux (Lm)	1800
Luminous efficiency (Lm/W)	90
Beam angle (°)	10
Life time (h)	50000h L80B10
IP	20
Chip Brand	Philip
Control gear	ON-OFF
Colour temperature (K)	3000
Colour consistency (SDCM)	SDCM<3
CRI	80