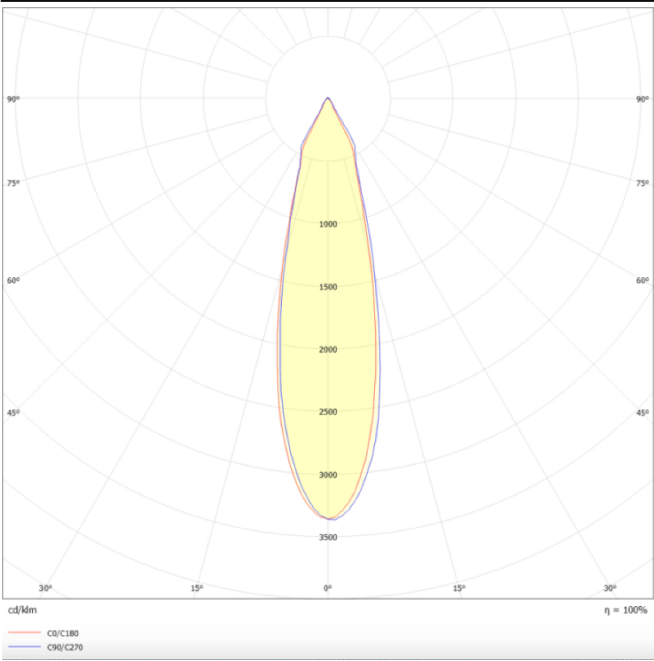







Scheme



Photometry



BELL

| | |
|--------------|--------------------------------------------------------------------------------------------------------------------------------------------------------------------------------------------------------------------------------------------------------------------------------------------------------------------------------------------------------------------------------------------------------------------------------------------------------------|
| Item code | 86.S002.2421.03 |
| Product type | Indoor |
| Category | Pendants |
| Family | BELL |
| Pictograms | <div><div></div><div><div>220 240 V</div><div></div><div>850°</div><div>CRI 80</div><div></div></div><div><div>On Off</div><div>IP 20</div><div>50000h L80B10</div></div></div> |

| | |
|----------------------------|---------------|
| Product | |
| Real power (W) | 20 |
| Real luminous flux (Lm) | 1800 |
| Luminous efficiency (Lm/W) | 90 |
| Beam angle (°) | 24 |
| Life time (h) | 50000h L80B10 |
| IP | 20 |
| Chip Brand | Philip |
| Control gear | ON-OFF |
| Colour temperature (K) | 4000 |
| Colour consistency (SDCM) | SDCM<3 |
| CRI | 80 |