

- Installation and wiring of luminaire must be in accordance with all applicable local codes.
- Installation, inspection, and maintenance of luminaires should be performed by a qualified electrician.
- DO NOT make or alter any open holes in the luminaire. Do not modify the luminaire.
- DO NOT install damaged product.
- Make sure electrical power is OFF before and during installation and maintenance.
- Make sure the equipment is properly grounded.
- Make sure the supply voltage is same as the rated fixture voltage.

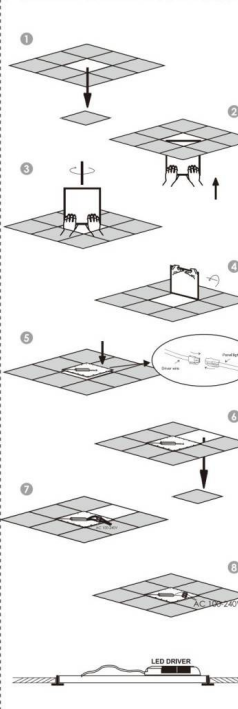


► RECESSED IN A CUT-OUT HOLE

Accessories	3030	3040	4040	4242	30120	40120
		X 4			X 6	

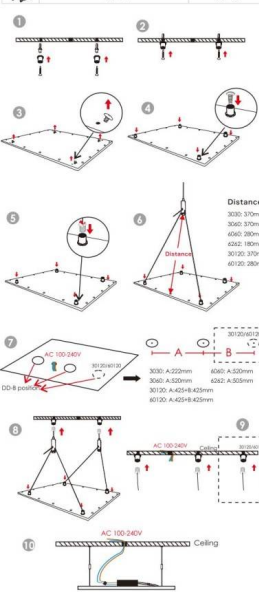


► RECESSED IN FALSE-CEILING FRAME



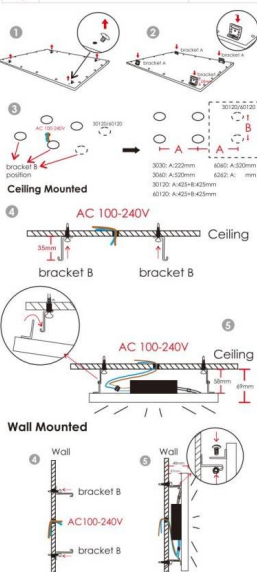
► SUSPENSION

Accessories	3030	3040	4040	4242	30120	40120
		X 2			X 3	
		X 2			X 3	
		X 4			X 6	
		X 2			X 3	
		X 2			X 3	



► CEILING & WALL MOUNTED

Accessories	3030	3040	4040	4242	30120	40120
		X 4			X 6	
		X 4			X 6	
		X 4			X 6	
		X 4			X 6	
		X 4			X 6	
		X 4			X 6	



► FRAME MOUNTED

Accessories	3030	3040	4040	4242	30120	40120
Frame A						
		X 2			X 2	
Frame B						
		X 2			X 2	
		X 8			X 8	
		X 4			X 6	

