













B-PANEL

| | |
|--------------|--|
| Item code | 86.R002.1391.01 |
| Product type | Indoor |
| Category | Recessed Fixtures |
| Family | B-PANEL |
| Pictograms |           |

| | |
|----------------------------|---------------|
| Product | |
| Real power (W) | 30 |
| Real luminous flux (Lm) | 3600 |
| Luminous efficiency (Lm/W) | 120 |
| Beam angle (°) | 90 |
| Life time (h) | 50000h L80B10 |
| IP | 20 / 40 |
| U. G. R | <19 |
| Chip Brand | Seoul |
| Control gear | On-Off |
| Colour temperature (K) | 3000 |
| Colour consistency (SDCM) | SDCM<3 |
| CRI | 80 |

Dimensions

Product dimensions (mm) 596x596x35

Scheme

