













G-PANEL

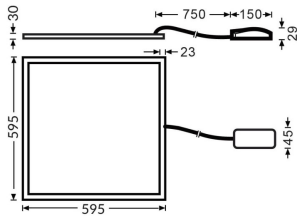
| | |
|--------------|----------------------------------------------------------------------------------------------------------------------------------------------------------------------------------------------------------------------------------------------------------------------------------------------------------------------------------------------------------------------------------------------------------------------------------------------------------------------------------------------------------------------------------------------------------------------------------------------------------------------------------------------------------------------------------------------------------------------------------------------------------------------------------------------------------------------------------------------------------------------------|
| Item code | 86.R004.1373.01 |
| Product type | Indoor |
| Category | Recessed Fixtures |
| Family | G-PANEL |
| Pictograms |           |

| | |
|----------------------------|---------------|
| Product | |
| Real power (W) | 36 |
| Real luminous flux (Lm) | 4788 |
| Luminous efficiency (Lm/W) | 133 |
| Beam angle (°) | 86.1 |
| Life time (h) | 50000h L80B10 |
| IP | 20 / 40 |
| U. G. R | <17 |
| Chip Brand | Sanan |
| Control gear | DALI |
| Colour temperature (K) | 3000 |
| Colour consistency (SDCM) | SDCM<3 |
| CRI | 80 |

Dimensions

Product dimensions (mm) 595x595x30

Scheme



Photometry

