







TUBULAR-S

Item code	86.SD01.1333.02			
Product type	Indoor			
Category	Surface Downlights			
Family	TUBULAR-S			
Pictograms	<div><div></div><div><div>220 240 V</div><div></div><div><div>CRI 80</div><div></div></div></div><div><div>On Off</div><div></div><div><div>IP 20</div><div><div>50000h L80B10</div></div></div></div></div>			

Product	
Real power (W)	15
Real luminous flux (Lm)	1200
Luminous efficiency (Lm/W)	80
Beam angle (°)	50
Life time (h)	50000h L80B10
IP	IP20
Chip Brand	Philip
Control gear	DALI
Average life time (h)	30
Colour temperature (K)	3000
Colour consistency (SDCM)	SDCM<3
CRI	80

Dimensions

Product dimensions (mm) Ø117X115 mm

Scheme

