



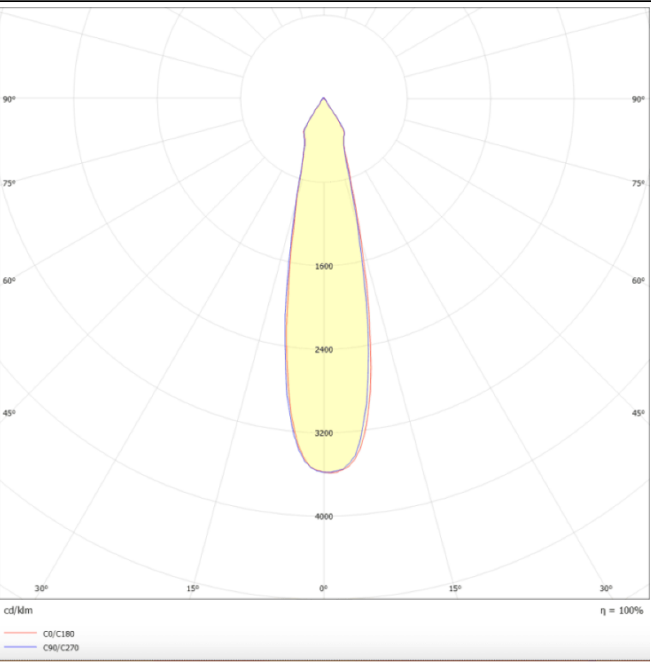
Dimensions

Product dimensions (mm) Ø117X115 mm

Scheme





Photometry



TUBULAR-S

Item code	86.SD01.1421.01
Product type	Indoor
Category	Surface Downlights
Family	TUBULAR-S

Pictograms	 220 240 V	 850°	CRI 80	CE
	On Off	 IP 20	50000h L80B10	

Product	
Real power (W)	15
Real luminous flux (Lm)	1250
Luminous efficiency (Lm/W)	83.33
Beam angle (°)	24
Life time (h)	50000h L80B10
IP	IP20
Chip Brand	Philip
Control gear	ON-OFF
Average life time (h)	40
Colour temperature (K)	4000
Colour consistency (SDCM)	SDCM<3
CRI	80