







TUBULAR-S

| | | | | | |
|--------------|---|--|--|--|--|
| Item code | 86.SD01.2323.03 | | | | |
| Product type | Indoor | | | | |
| Category | Surface Downlights | | | | |
| Family | TUBULAR-S | | | | |
| Pictograms | <div><div></div><div><div>220 240 V</div></div><div><div></div><div>850°</div></div><div><div>CRI</div><div>80</div></div><div></div></div> <div><div>On Off</div><div></div><div><div>IP</div><div>20</div></div><div><div>50000h L80B10</div></div></div> | | | | |

| | |
|----------------------------|---------------|
| Product | |
| Real power (W) | 25 |
| Real luminous flux (Lm) | 2000 |
| Luminous efficiency (Lm/W) | 80 |
| Beam angle (°) | 24 |
| Life time (h) | 50000h L80B10 |
| IP | IP20 |
| Chip Brand | Philip |
| Control gear | DALI |
| Average life time (h) | 30 |
| Colour temperature (K) | 3000 |
| Colour consistency (SDCM) | SDCM<3 |
| CRI | 80 |

Dimensions

Product dimensions (mm) Ø169X139 mm

Scheme

