












TUBULAR-S

|              |  |
|--------------|--|
| Item code    | 86.SD01.2423.01  |
| Product type | Indoor   |
| Category     | Surface Downlights   |
| Family       | TUBULAR-S  |
| Pictograms   |     <br>    |

|                            |               |
|----------------------------|---------------|
| Product                    |               |
| Real power (W)             | 25            |
| Real luminous flux (Lm)    | 2050          |
| Luminous efficiency (Lm/W) | 82            |
| Beam angle (°)             | 24            |
| Life time (h)              | 50000h L80B10 |
| IP                         | IP20          |
| Chip Brand                 | Philip        |
| Control gear               | DALI          |
| Average life time (h)      | 40            |
| Colour temperature (K)     | 4000          |
| Colour consistency (SDCM)  | SDCM<3        |
| CRI                        | 80            |

Dimensions

Product dimensions (mm) Ø169X139 mm

Scheme

