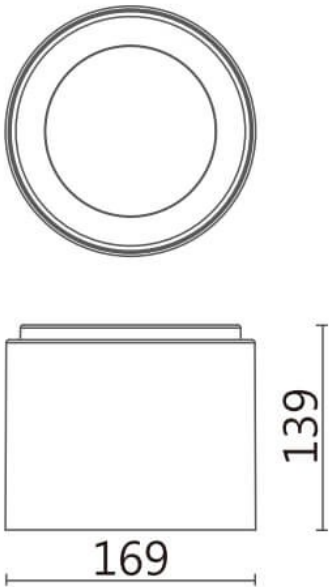




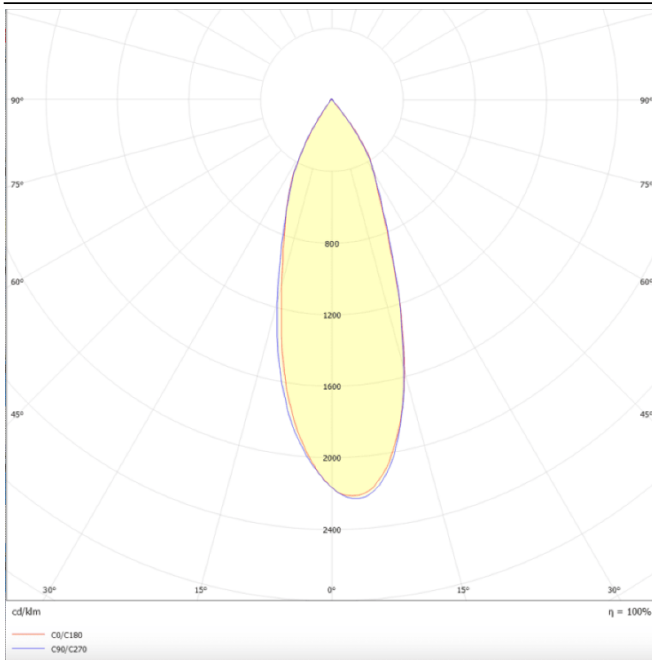
Dimensions

Product dimensions (mm) Ø169X139 mm

Scheme



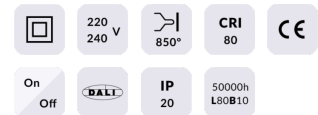
Photometry



TUBULAR-S

Item code	86.SD01.2431.01
Product type	Indoor
Category	Surface Downlights
Family	TUBULAR-S

Pictograms



Product	
Real power (W)	25
Real luminous flux (Lm)	2050
Luminous efficiency (Lm/W)	82
Beam angle (°)	50
Life time (h)	50000h L80B10
IP	IP20
Chip Brand	Philip
Control gear	ON-OFF
Average life time (h)	40
Colour temperature (K)	4000
Colour consistency (SDCM)	SDCM<3
CRI	80