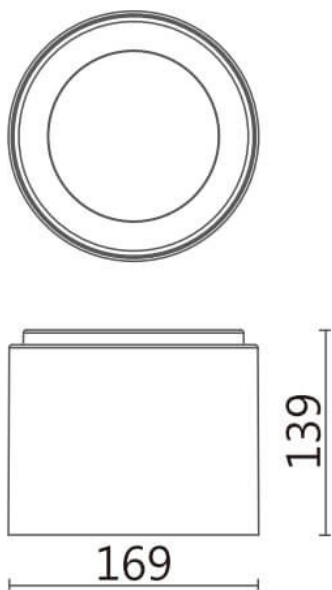




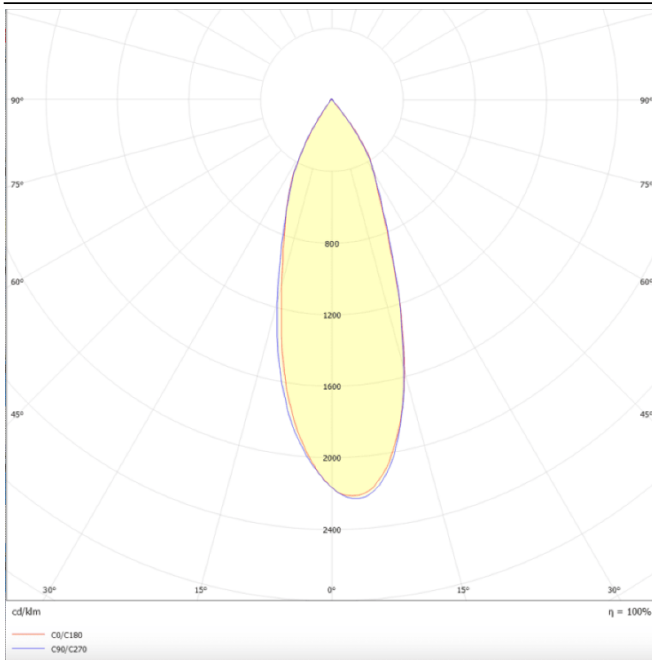
Dimensions

| | |
|--------------------------------|--------------------|
| Product dimensions (mm) | Ø169X139 mm |
|--------------------------------|--------------------|

Scheme



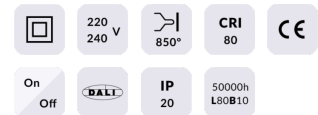
Photometry



TUBULAR-S

| | |
|--------------|--------------------|
| Item code | 86.SD01.2433.02 |
| Product type | Indoor |
| Category | Surface Downlights |
| Family | TUBULAR-S |

Pictograms



| Product | |
|----------------------------|---------------|
| Real power (W) | 25 |
| Real luminous flux (Lm) | 2050 |
| Luminous efficiency (Lm/W) | 82 |
| Beam angle (°) | 50 |
| Life time (h) | 50000h L80B10 |
| IP | IP20 |
| Chip Brand | Philip |
| Control gear | DALI |
| Average life time (h) | 40 |
| Colour temperature (K) | 4000 |
| Colour consistency (SDCM) | SDCM<3 |
| CRI | 80 |