



Dimensions

Product dimensions (mm) Ø200X139 mm

Scheme



Photometry



TUBULAR-S


Item code	86.SD01.3331.02
Product type	Indoor
Category	Surface Downlights
Family	TUBULAR-S

Pictograms


 220
240 V

 850°


 CRI
80



 On
Off



 IP
20

 50000h
L80B10

Product	
Real power (W)	30
Real luminous flux (Lm)	2500
Luminous efficiency (Lm/W)	83.33
Beam angle (°)	50
Life time (h)	50000h L80B10
IP	IP20
Chip Brand	Philip
Control gear	ON-OFF
Average life time (h)	30
Colour temperature (K)	3000
Colour consistency (SDCM)	SDCM<3
CRI	80