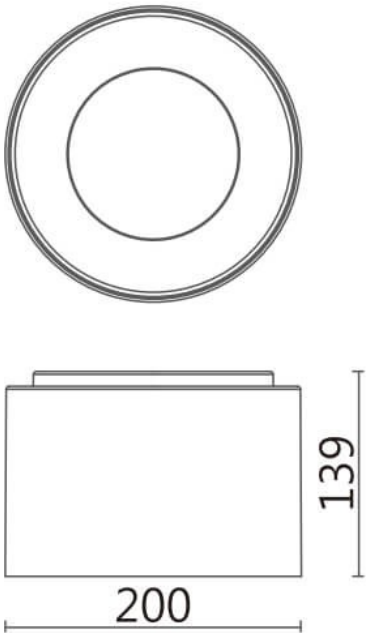




Dimensions

Product dimensions (mm)                      Ø200X139 mm

Scheme



Photometry



TUBULAR-S


Item code	86.SD01.3331.03
Product type	Indoor
Category	Surface Downlights
Family	TUBULAR-S

Pictograms


220  
240 V

850°


CRI  
80



On  
Off



IP  
20

50000h  
L80B10

Product	
Real power (W)	30
Real luminous flux (Lm)	2500
Luminous efficiency (Lm/W)	83.33
Beam angle (°)	50
Life time (h)	50000h L80B10
IP	IP20
Chip Brand	Philip
Control gear	ON-OFF
Average life time (h)	30
Colour temperature (K)	3000
Colour consistency (SDCM)	SDCM<3
CRI	80