



Dimensions

Product dimensions (mm) **Ø200X139 mm**

Scheme



Photometry



TUBULAR-S


| | |
|--------------|--------------------|
| Item code | 86.SD01.3333.01 |
| Product type | Indoor |
| Category | Surface Downlights |
| Family | TUBULAR-S |

Pictograms


220
240 V

850°


CRI
80



On
Off



IP
20

50000h
L80B10

| | |
|----------------------------|---------------|
| Product | |
| Real power (W) | 30 |
| Real luminous flux (Lm) | 2500 |
| Luminous efficiency (Lm/W) | 83.33 |
| Beam angle (°) | 50 |
| Life time (h) | 50000h L80B10 |
| IP | IP20 |
| Chip Brand | Philip |
| Control gear | DALI |
| Average life time (h) | 30 |
| Colour temperature (K) | 3000 |
| Colour consistency (SDCM) | SDCM<3 |
| CRI | 80 |