

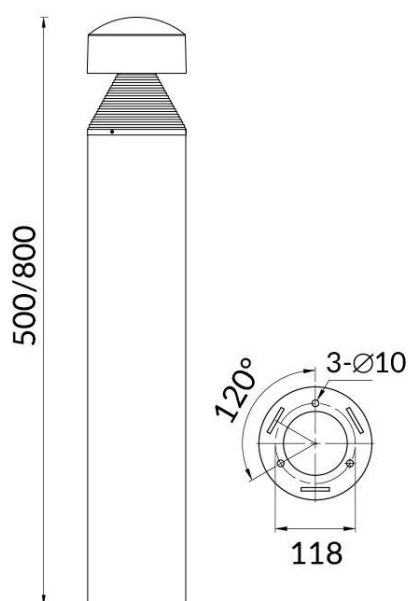


---

---

**Scheme**

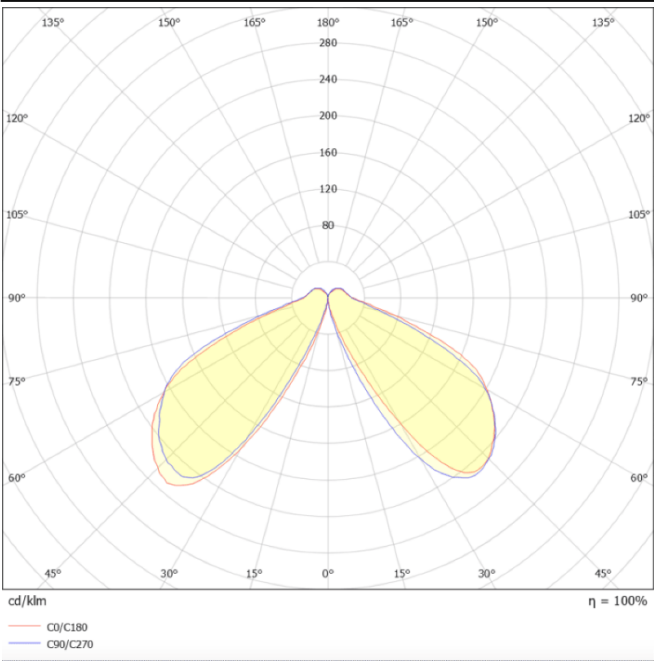
---













---

---

**Photometry**



CONE

Item code	86.OB06.2311.02
Product type	Outdoor
Category	Bollards
Family	CONE
Pictograms	<div><div>50 60 Hz</div><div>220 240 V</div><div>850°</div><div>CRI 80</div></div> <div><div>SDCM 3</div><div></div><div>Driver INCL.</div><div>50000h L70B10</div></div> <div><div>IP 65</div><div>IK 08</div></div>

Product	
Real power (W)	10
Real luminous flux (Lm)	600
Luminous efficiency (Lm/W)	60
Beam angle (°)	Assymetric
Life time (h)	50000h L70B10
IP	65
Chip Brand	SUNPU
Control gear	ON-OFF
Colour temperature (K)	3000
Colour consistency (SDCM)	SDCM<3
CRI	75
IK	IK08