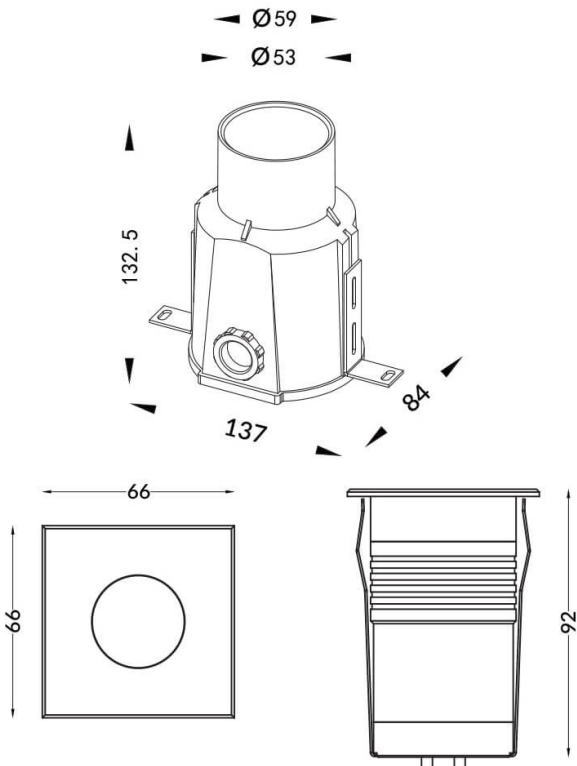
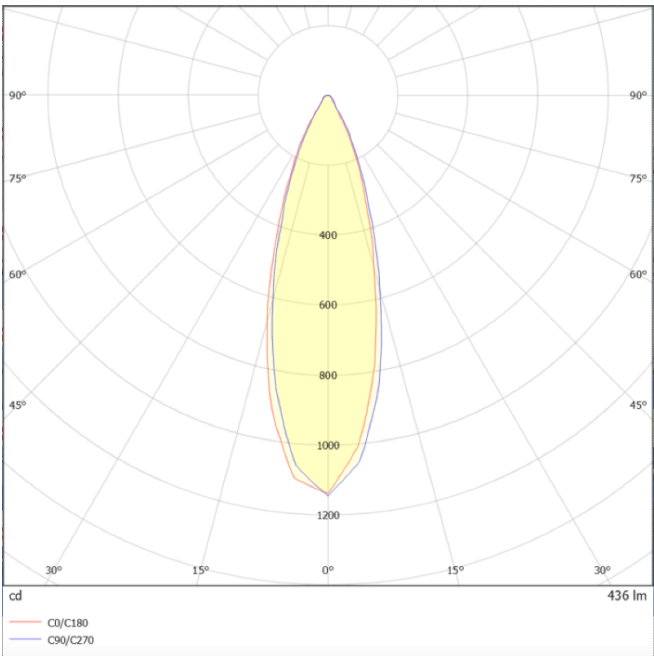














Scheme



Photometry



ING-MINI

|              |   |
|--------------|---|
| Item code    | 86.OIN1.2331.07   |
| Product type | Outdoor   |
| Category     | Recessed Inground Floor   |
| Family       | ING   |
| Subfamily    | ING-MINI  |
| Pictograms   | <div><div>50<br/>60 Hz</div><div>220<br/>240 V</div><div>850°</div><div>CRI<br/>80</div><div>SDCM<br/>3</div><div></div><div>Driver<br/>INCL.</div><div>50000h<br/>L80B10</div><div>IP<br/>65</div><div>IK<br/>08</div></div> |

|                            |               |
|----------------------------|---------------|
| Product                    |               |
| Real power (W)             | 6.7           |
| Real luminous flux (Lm)    | 442           |
| Luminous efficiency (Lm/W) | 65.97         |
| Beam angle (°)             | 32            |
| Life time (h)              | 50000h L80B10 |
| IP                         | 67            |
| Control gear               | ON-OFF        |
| Colour temperature (K)     | 3000          |
| Colour consistency (SDCM)  | SDCM<3        |
| CRI                        | 80            |
| IK                         | 07            |