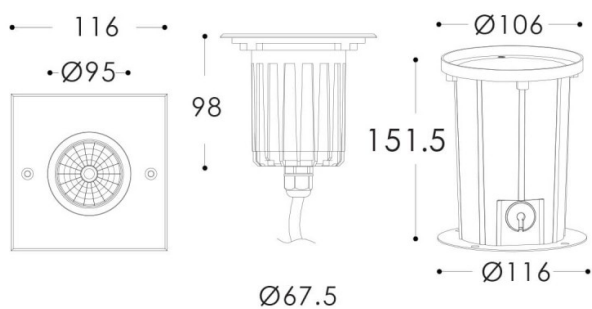
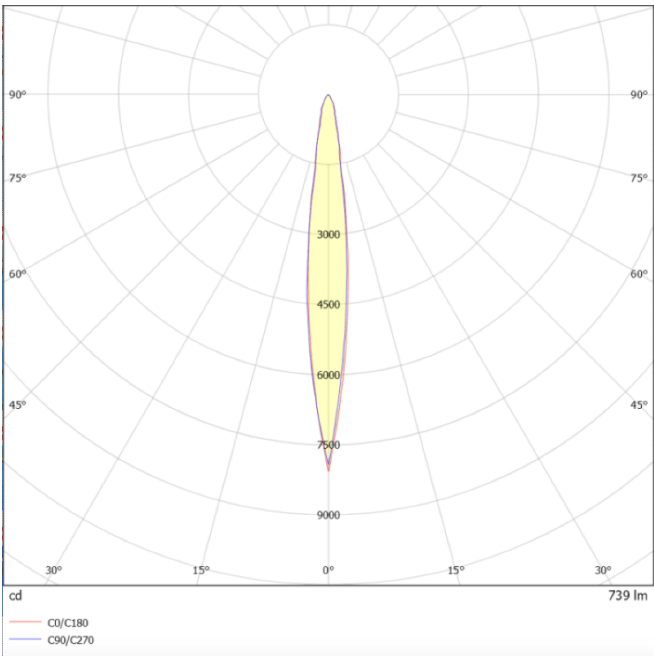















Scheme



Photometry



ING-M

Item code	86.OIN3.2311.07
Product type	Outdoor
Category	Recessed Inground Floor
Family	ING
Subfamily	ING-M
Pictograms	<div><div>50 60 Hz</div><div>220 240 V</div><div>850°</div><div>IK 09</div><div>CRI 80</div><div>SDCM 3</div><div></div><div>Driver INCL</div><div></div><div>IP 66</div><div>50000h L80B10</div></div>

Product	
Real power (W)	8.5
Real luminous flux (Lm)	744
Luminous efficiency (Lm/W)	87.53
Beam angle (°)	18
Life time (h)	50000h L80B10
IP	66
Control gear	ON-OFF
Colour temperature (K)	3000
Colour consistency (SDCM)	SDCM<3
CRI	80
IK	09