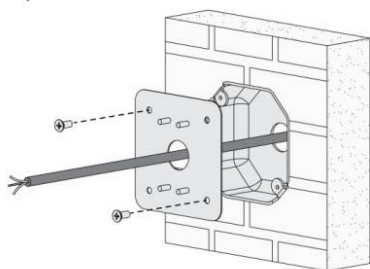




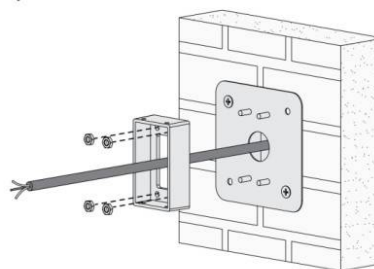
- Installation and wiring of luminaire must be in accordance with all applicable local codes.
- Installation, inspection, and maintenance of luminaires should be performed by a qualified electrician.
- DO NOT make or alter any open holes in the luminaire. Do not modify the luminaire.
- DO NOT install damaged product.
- Make sure electrical power is OFF before and during installation and maintenance.
- Make sure the equipment is properly grounded.
- Make sure the supply voltage is same as the rated fixture voltage.

## Step 1



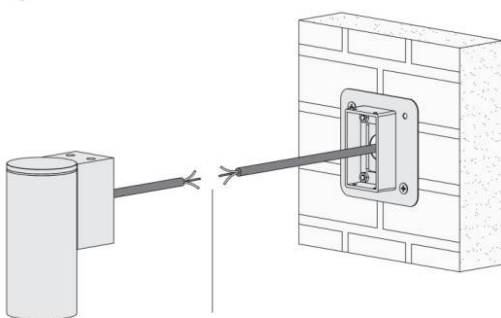
Secure multi-hole mounting plate

## Step 2



Secure the wall bracket

## Step 3



Connect the power cable

## Step 4



Install the light fixture on the wall

## 5.Wiring diagram

High voltage on/off fitting:refer to the following recommended wiring method

Example of wiring:

