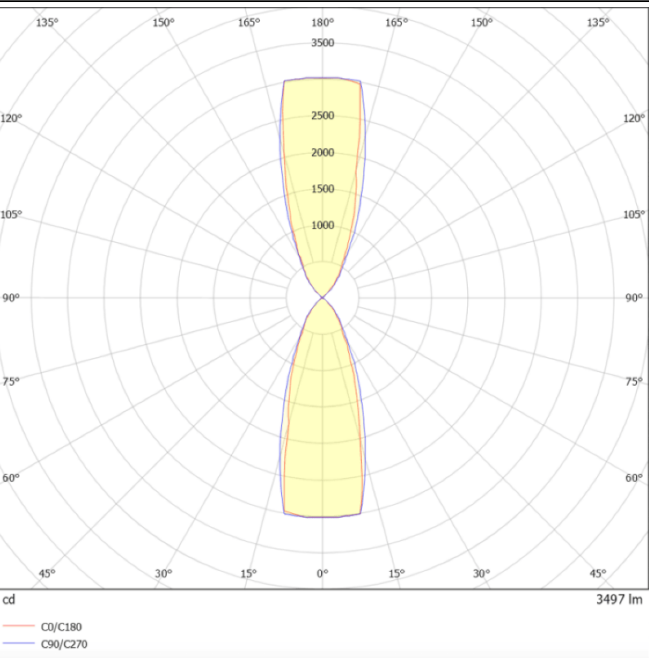













Scheme



Photometry



UP&DOWNT

| | |
|--------------|--|
| Item code | 86.OW09.5311.01 |
| Product type | Outdoor |
| Category | Wall Light |
| Family | UP&DOWNT |
| Pictograms | <div><div>50 60 Hz</div><div>220 240 V</div><div>CRI 80</div><div>SDCM 3</div><div></div><div>Driver INCL.</div><div>50000h L70B10</div><div>IP 65</div><div>IK 05/10</div></div> |

| | |
|----------------------------|---------------|
| Product | |
| Real power (W) | 30 |
| Real luminous flux (Lm) | 6354 |
| Luminous efficiency (Lm/W) | 105.9 |
| Beam angle (°) | 12 |
| Life time (h) | 50000h L70B10 |
| IP | 65 |
| Chip Brand | NICHIA |
| Control gear | ON-OFF |
| Colour temperature (K) | 3000 |
| Colour consistency (SDCM) | SDCM<3 |
| CRI | 80 |
| IK | IK10 |