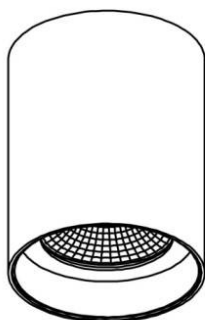

**OUTDOOR / SURFACE CEILING
DOWNLIGHT / SDOWN**

Item code 86.OC02.1311.03

LAVOV
LIGHTING



Installation Instruction



CAUTIONS:

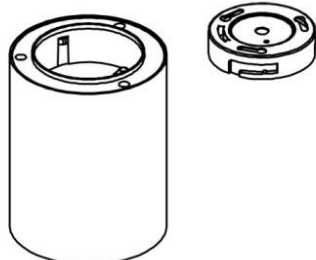
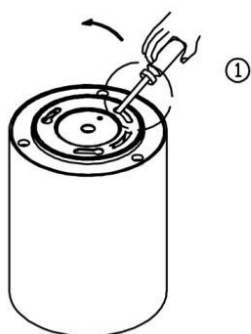
1. Switch-off the power supply before any installation and maintenance operations.
2. Installation should be carried out by a suitably qualified person in accordance with good electrical practice and the appropriate national wiring regulations.
3. Connect this lighting according to voltage and frequencies mentioned on driver.

INSTALLATION:

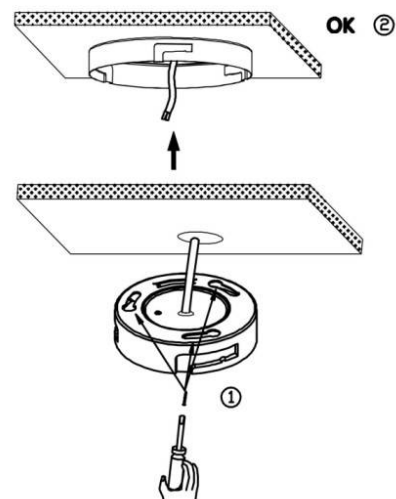
1 Make a hole



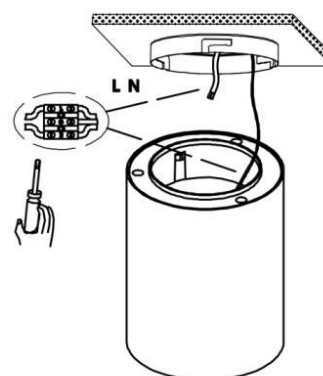
2



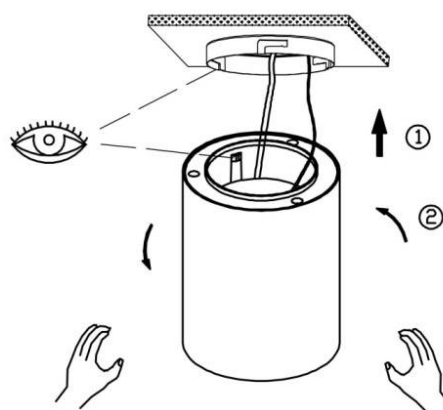
3



4



5



OUTDOOR / SURFACE CEILING
DOWNLIGHT / SDOWN

Item code 86.OC02.1311.03

