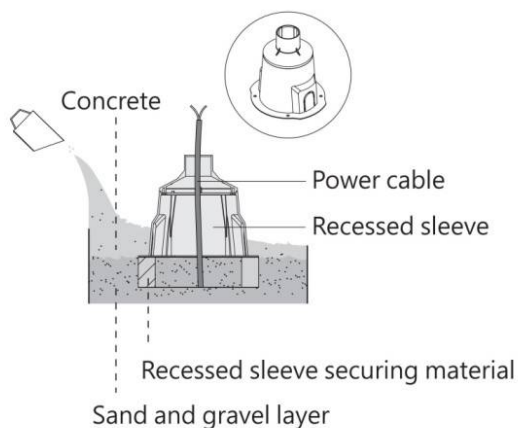

OUTDOOR / RECESSED INGROUND
FLOOR / MARK / MARK-S

Item code 86.OIN7.3331.03

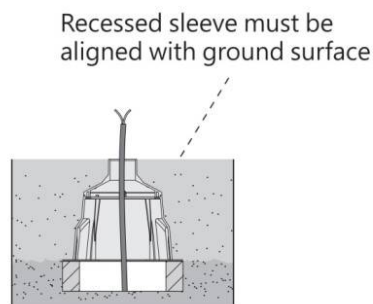
LAVOV
LIGHTING



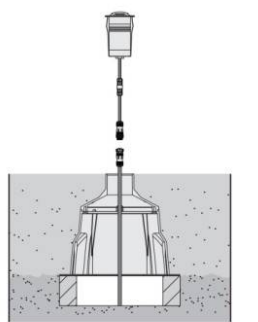
Step 1



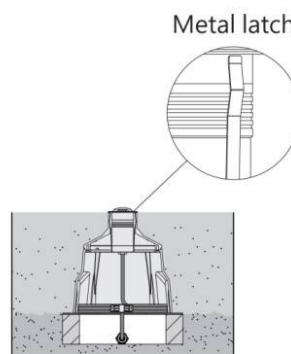
Step 2



Step 3



Step 4



Wiring diagram

Low voltage on/off fitting: use external power supply, the input voltage of power supply must be consistent with the requested input voltage of the fitting as the fitting is constant voltage input type, The power consumption of power supply must be decided by installer according to the requirements from the site.

Example of wiring:

