

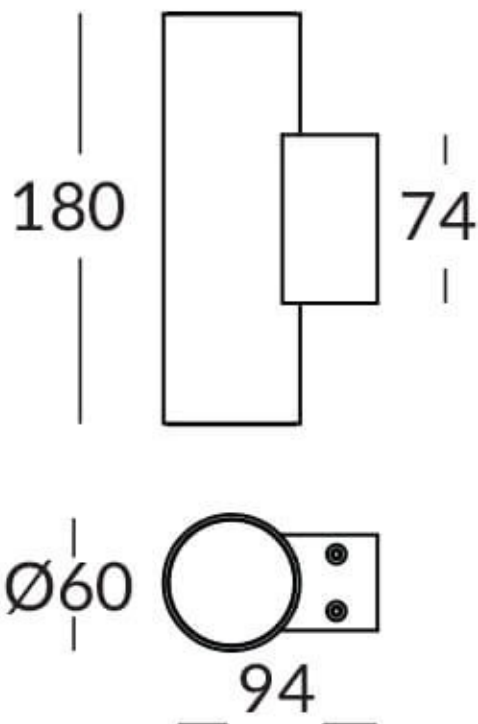


---

---

**Scheme**

---













---

---

**Photometry**



UP&DOWNNT

|              |  |
|--------------|--|
| Item code    | 86.OW09.1333.01  |
| Product type | Outdoor  |
| Category     | Wall Light   |
| Family       | UP&DOWNNT  |
| Pictograms   | <div><div>50<br/>60 Hz</div><div>220<br/>240 V</div><div>850°</div><div>CRI<br/>80</div></div> <div><div>SDCM<br/>3</div><div>CE</div><div>Driver<br/>INCL.</div><div>50000h<br/>L70B10</div></div> <div><div>IP<br/>65</div><div>IK<br/>05/10</div></div> |

|                            |               |
|----------------------------|---------------|
| Product                    |               |
| Real power (W)             | 4.5           |
| Real luminous flux (Lm)    | 508           |
| Luminous efficiency (Lm/W) | 56.44         |
| Beam angle (°)             | 38            |
| Life time (h)              | 50000h L70B10 |
| IP                         | 65            |
| Chip Brand                 | NICHIA        |
| Control gear               | DALI          |
| Colour temperature (K)     | 3000          |
| Colour consistency (SDCM)  | SDCM<3        |
| CRI                        | 80            |
| IK                         | IK10          |