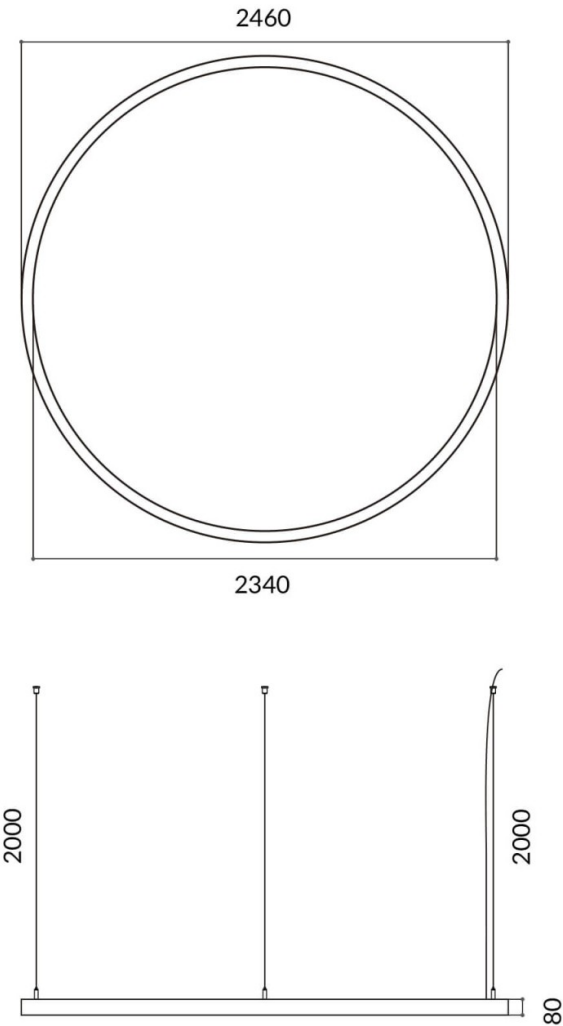










Dimensions

Product dimensions (mm) **60x80xdiam 2400**

Scheme



Circle up&down

| | |
|--------------|--|
| Item code | 86.A001.3403.01 |
| Product type | Indoor |
| Category | Architectural luminaires |
| Family | Circle up&down |
| Pictograms |         |

| | |
|---------------------------|--------------------|
| Product | |
| Real power (W) | Up 40W,Down 160 W |
| Real luminous flux (Lm) | 3600/14400 |
| Chip Brand | Sanan |
| Control gear | DALI |
| Power Factor | >0,95 |
| Average life time (h) | L80 B20, 50,000hrs |
| Colour temperature (K) | 4000K |
| Colour consistency (SDCM) | SDCM<3 |
| CRI | 80 |