



- Installation and wiring of luminaire must be in accordance with all applicable local codes.
- Installation, inspection, and maintenance of luminaires should be performed by a qualified electrician.
- DO NOT make or alter any open holes in the luminaire. Do not modify the luminaire.
- DO NOT install damaged product.
- Make sure electrical power is OFF before and during installation and maintenance.
- Make sure the equipment is properly grounded.
- Make sure the supply voltage is same as the rated fixture voltage.



1



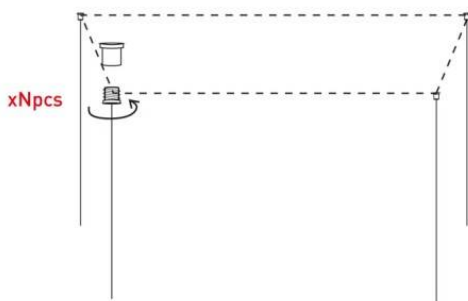
First, make marks on the ceiling, then dig holes.

2



Second, fixed the terminals of the pendant suit and box holder with screws

3



Install the terminals of the pendant suit.

4



Install the lamp as the picture shows.

5a

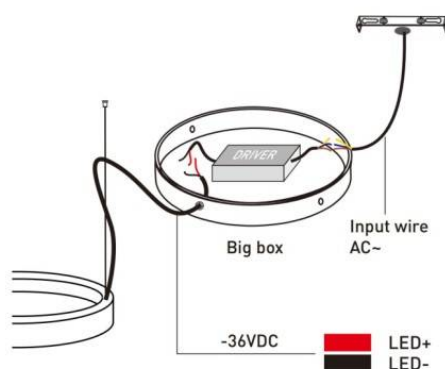
If the driver is **dimming & external** installation



Connect the wires correctly as above showing.

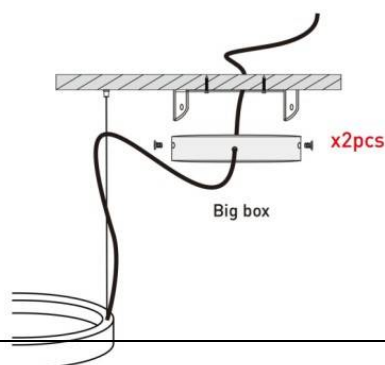
5b

If the driver is **non-dimming & external** installation



Connect the wires correctly as above showing.

6



7

