











Connect D

Item code	86.L004.2413.02
Product type	Indoor
Category	Linear Systems
Family	Viewline
Subfamily	Connect D

Pictograms	    
	  

Product	
Real power (W)	39
Real luminous flux (Lm)	4680
Luminous efficiency (Lm/W)	120
Beam angle (°)	65
U. G. R	<16
Chip Brand	philip
Control gear	DALI
Average life time (h)	50000h L80B10
Colour temperature (K)	4000
Colour consistency (SDCM)	<3SDCM
CRI	>80
IK	IK02

Scheme

