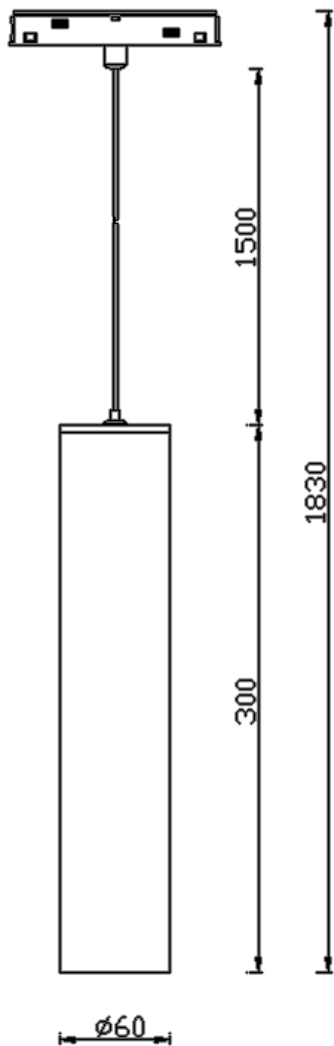






---

---

**Scheme**



Suspended tube

|              |  |  |  |  |  |
|--------------|--|--|--|--|--|
| Item code    | 86.TL01.9330.02  |  |  |  |  |
| Product type | Indoor   |  |  |  |  |
| Category     | Tracklights  |  |  |  |  |
| Family       | Magnetic Track   |  |  |  |  |
| Subfamily    | Suspended tube   |  |  |  |  |
| Pictograms   | <div><div></div><div><div>220<br/>240 V</div></div><div><div>CRI<br/>90</div></div><div><div>CE</div></div><div><div>Driver<br/>INCL.</div></div></div> <div><div></div><div><div>IP<br/>20</div></div><div><div>50000h<br/>L80B10</div></div></div> |  |  |  |  |

|                            |                                    |
|----------------------------|------------------------------------|
| Product                    |                                    |
| Real power (W)             | 12                                 |
| Real luminous flux (Lm)    | 1200lm                             |
| Luminous efficiency (Lm/W) | 100                                |
| Beam angle (°)             | 36°                                |
| Chip Brand                 | EPISTAR                            |
| Control gear               | DALI Tunable White Dim<br>0.1~100% |
| Average life time (h)      | 50000hrs L80 B10                   |
| Colour temperature (K)     | 3000                               |
| Colour consistency (SDCM)  | SDCM<3                             |
| CRI                        | 90                                 |