


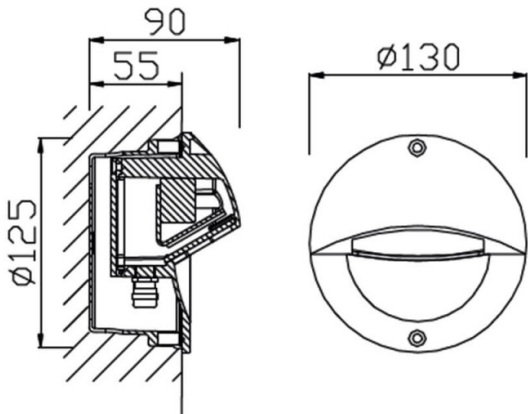




EYE

| | | | | | |
|--------------|--|-------------------------|--------------------------|---|--|
| Item code | 86.ORW3.1351.03 | | | | |
| Product type | Outdoor | | | | |
| Category | Recessed Wall & Ceiling | | | | |
| Family | EYE | | | | |
| Pictograms | <div></div> | <div>50 60 Hz</div> | <div>220 240 V</div> | <div> 850°</div> | <div>IK 10</div> |
| | <div>CRI 80</div> | <div>SDCM 3</div> | <div>CE</div> | <div>Driver INCL.</div> | <div></div> |
| | <div>50000h L70B10</div> | <div>IP 65</div> | | | |

Scheme



| | |
|----------------------------|---------------|
| Product | |
| Real power (W) | 3W |
| Real luminous flux (Lm) | 138LM |
| Luminous efficiency (Lm/W) | 46 |
| Beam angle (°) | Asymmetric |
| Life time (h) | 50000h L70B10 |
| IP | IP65 |
| Control gear | ON-OFF |
| Power Factor | >0,9 |
| Colour temperature (K) | 3000K |
| Colour consistency (SDCM) | SDCM<5 |
| CRI | >80 |
| IK | IK10 |