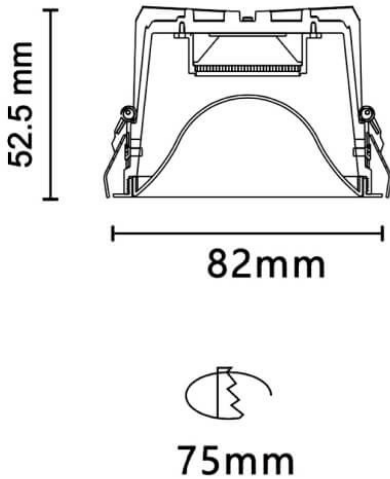













MOON

Lavov downlight from the family MOON with a power of 6.5W, CRI 90 and CCT 4000K, 81.09999999999994 degrees beam angle. With a total lumen output of 290.55lm, and a luminous efficacy of 44.7lm/W. Made in Die Cast Aluminum and finished in Black color. ON/OFF driver.

Scheme



Item code	86.D061.1431.02				
Product type	Indoor				
Category	Downlights				
Family	PLANET				
Subfamily	MOON				
Pictograms					
					

Product	
Real power (W)	6.5
Real luminous flux (Lm)	290.55
Luminous efficiency (Lm/W)	44.7
Beam angle (°)	81.1
Life time (h)	50000 h L80B10
IP	20
Electrical class insulation	Clas II
Colour	Black
Control gear included	Yes
Control gear	ON/OFF
Flicker Free	Yes
Light source	LED
Type of LED	COB
Colour temperature (K)	4000
Colour consistency (SDCM)	SDCM<3
CRI	90