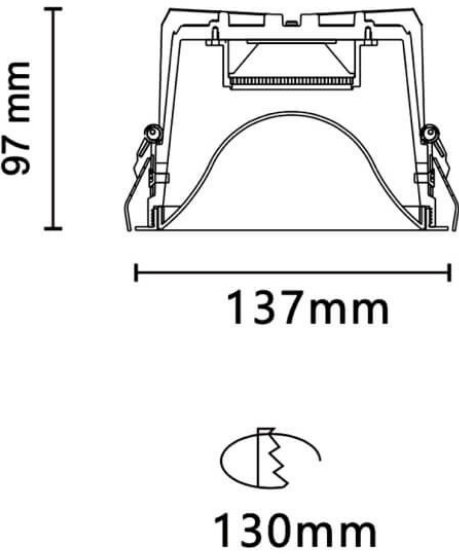













MOON

Lavov downlight from the family MOON with a power of 14.74W, CRI 90 and CCT 3000K, 80.40000000000006 degrees beam angle. With a total lumen output of 708.6992lm, and a luminous efficacy of 48.08lm/W. Made in Die Cast Aluminum and finished in White color. ON/OFF driver.

Scheme



Item code	86.D061.3331.01				
Product type	Indoor				
Category	Downlights				
Family	PLANET				
Subfamily	MOON				
Pictograms					
					

Product	
Real power (W)	14.74
Real luminous flux (Lm)	708.6992
Luminous efficiency (Lm/W)	48.08
Beam angle (°)	80.4
Life time (h)	50000 h L80B10
IP	20
Electrical class insulation	Clas II
Colour	White
Control gear included	Yes
Control gear	ON/OFF
Flicker Free	Yes
Light source	LED
Type of LED	COB
Colour temperature (K)	3000
Colour consistency (SDCM)	SDCM<3
CRI	90