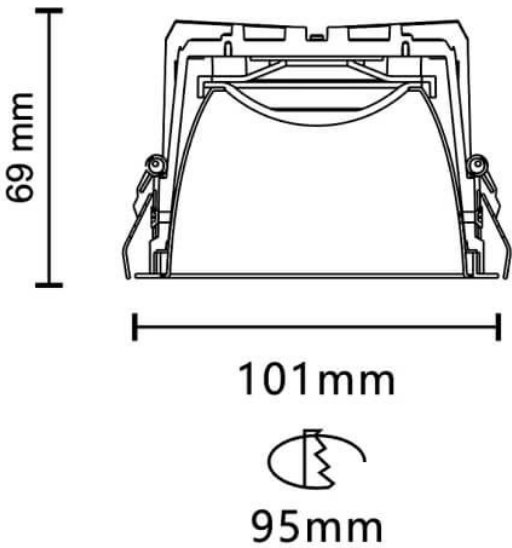






Scheme



VENUS

Lavov downlight from the family VENUS with a power of 14.18W, CRI 90 and CCT 3000K, 94.1 degrees beam angle. With a total lumen output of 982.25lm, and a luminous efficacy of 69.25lm/W. Made in Die Cast Aluminum and finished in White color. ON/OFF driver.

Item code	86.D063.2331.01
Product type	Indoor
Category	Downlights
Family	PLANET
Subfamily	VENUS
Pictograms	<div><div></div><div>220 240 V</div><div>CRI 90</div><div>CE</div><div>Driver INCL.</div></div> <div><div>On Off</div><div></div><div>IP 20</div><div>50000h L80B10</div></div>

Product	
Real power (W)	14.18
Real luminous flux (Lm)	982.25
Luminous efficiency (Lm/W)	69.25
Beam angle (°)	94.1
Life time (h)	50000 h L80B10
IP	20
Electrical class insulation	Clas II
Colour	White
Control gear included	Yes
Control gear	ON/OFF
Flicker Free	Yes
Light source	LED
Type of LED	COB
Colour temperature (K)	3000
Colour consistency (SDCM)	SDCM<3
CRI	90