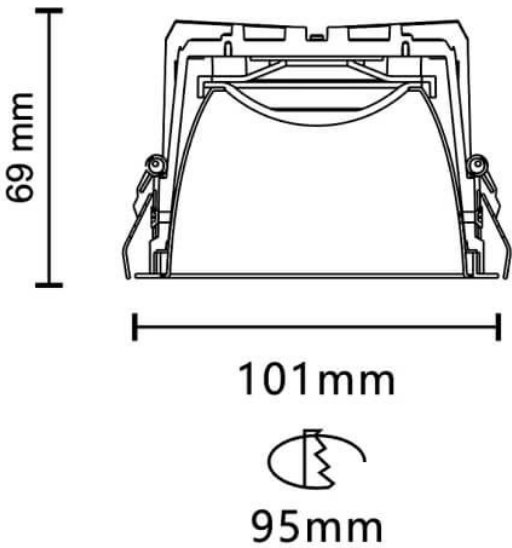






Scheme



VENUS

Lavov downlight from the family VENUS with a power of 14.18W, CRI 90 and CCT 3000K, 94.1 degrees beam angle. With a total lumen output of 982.25lm, and a luminous efficacy of 69.25lm/W. Made in Die Cast Aluminum and finished in Black color. DALI driver.

Item code	86.D063.2333.02
Product type	Indoor
Category	Downlights
Family	PLANET
Subfamily	VENUS
Pictograms	<div><div></div><div>220 240 V</div><div>CRI 90</div><div>CE</div><div>Driver INCL.</div></div> <div><div>On Off</div><div></div><div>IP 20</div><div>50000h L80B10</div></div>

Product	
Real power (W)	14.18
Real luminous flux (Lm)	982.25
Luminous efficiency (Lm/W)	69.25
Beam angle (°)	94.1
Life time (h)	50000 h L80B10
IP	20
Electrical class insulation	Clas II
Colour	Black
Control gear included	Yes
Control gear	DALI
Flicker Free	Yes
Light source	LED
Type of LED	COB
Colour temperature (K)	3000
Colour consistency (SDCM)	SDCM<3
CRI	90