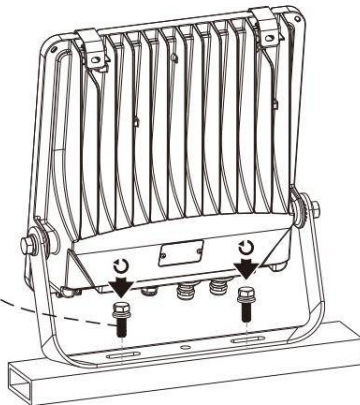




- Installation and wiring of luminaire must be in accordance with all applicable local codes.
- Installation, inspection, and maintenance of luminaires should be performed by a qualified electrician.
- DO NOT make or alter any open holes in the luminaire. Do not modify the luminaire.
- DO NOT install damaged product.
- Make sure electrical power is OFF before and during installation and maintenance.
- Make sure the equipment is properly grounded.
- Make sure the supply voltage is same as the rated fixture voltage.

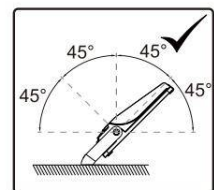

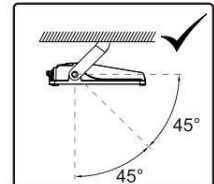
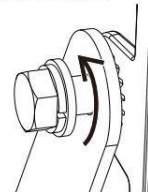
This is not an included accessory and need to be sourced seperately.

Recommended
screw size: M10

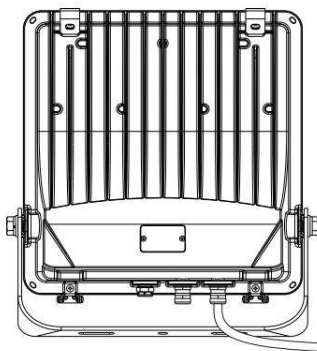


Rotatable Angle

loosen the sreawes



Connect Wires



AC cords

L	brown		black
N	blue		white
⊕	yellow/green		green



Warning! Do not wire dim
cord to high voltage, or
dim function will fail.

DIM cords

Note: color for dim cords subject to
the cable label on luminaire