



- Installation and wiring of luminaire must be in accordance with all applicable local codes.
- Installation, inspection, and maintenance of luminaires should be performed by a qualified electrician.
- DO NOT make or alter any open holes in the luminaire. Do not modify the luminaire.
- DO NOT install damaged product.
- Make sure electrical power is OFF before and during installation and maintenance.
- Make sure the equipment is properly grounded.
- Make sure the supply voltage is same as the rated fixture voltage.

Reminder

We appreciate your purchase!
Please read the instruction manual before installation and keep it for future reference.

Warning

1. To avoid damage, falling, electric shock or fire, please do not modify the lamp or replace accessories without confirming with the supplier first.
2. Please authorize only qualified personnel to install the lamp and ensure they follow the instruction manual. Any improper installation might cause falling, electric shock, fire, or other injury, damage or hazard.
3. Please disconnect power before installation or any maintenance of the lamp.
4. Please disconnect power if it begins to smoke or emit odors, since fire or electric shock may occur. Ask qualified person to inspect and maintain the luminaire.
5. Please do not dismantle the lamp without the supplier's authorization.
6. Please do not touch the power supply when the lamp is operating.
7. If the external flexible cable or cord of the luminaire is damaged, it should only be replaced by the supplier, a service agent or qualified person.
8. Terminal block not included. Installation may require advice from a qualified person.
9. The light source contained in this luminaire shall only be replaced by the manufacturer or his service agent or a similar qualified person.
10. Only to be installed outside arms reach.
11. For use in environments where an accumulation of non-conductive dust on the luminaire may be expected.
12. Mounting heights of light s not higher than 30m.



Caution risk of electric shock

Application

With unique high-purity die-cast aluminum heat sink, high-brightness SMD chip, high-efficiency constant current and constant voltage power driver, the LED high bay is designed for factories, workshops, warehouses, highway toll stations, gas stations, supermarkets, exhibition halls, stadiums and similar applications.

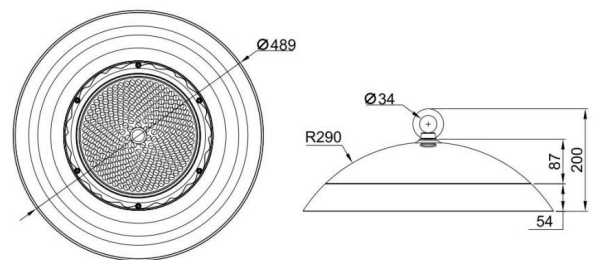
Technical Parameters

Product Specifications	100W	120W	150W	200W
Input Voltage	AC100-240V / AC100-277V / AC200-240V / AC277-480V			
Power Frequency	50 / 60Hz			
Outlook Dimensions	Ø489 x 200mm			
Luminaire Net Weight	7.2±0.3kg			
Working Temperature	-30 ~ +50°C			
Storing Temperature	-40 ~ +70°C			

Installation Instructions

Loop hanging installation

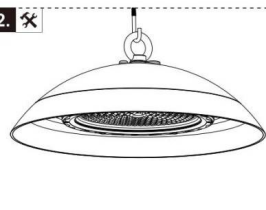
Physical Dimensions(Unit: mm)



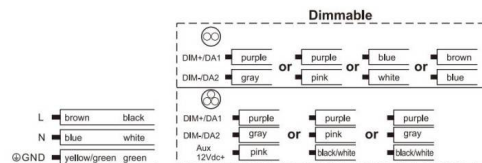
1. ✕



2. ✕



Wiring Diagram



Warning! do not wire dim cord to high voltage, or dim function will fail.