

- Installation and wiring of luminaire must be in accordance with all applicable local codes.
- Installation, inspection, and maintenance of luminaires should be performed by a qualified electrician.
- DO NOT make or alter any open holes in the luminaire. Do not modify the luminaire.
- DO NOT install damaged product.
- Make sure electrical power is OFF before and during installation and maintenance.
- Make sure the equipment is properly grounded.
- Make sure the supply voltage is same as the rated fixture voltage.

## Ⅰ.Ceiling Mounted

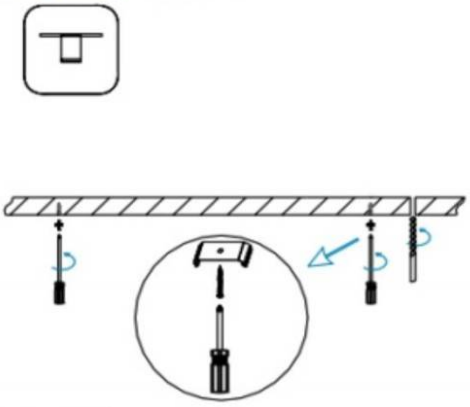

1.Install the setscrews.

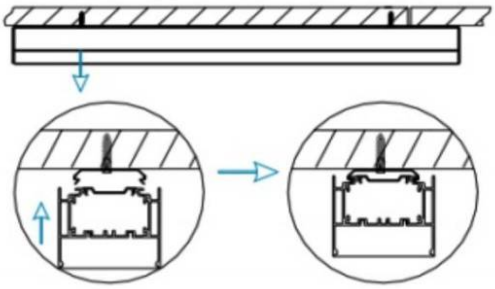

2.Put the snap-fit into the setscrews and lock it tightly.

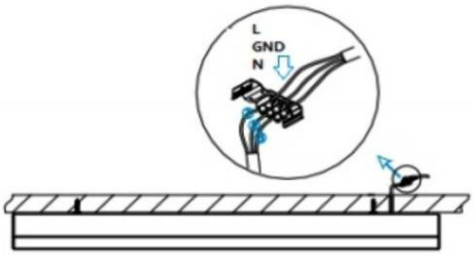


3.Connect the power cable.

4.Adjust the lamp's angle and clean it.

## Ⅱ.Suspending

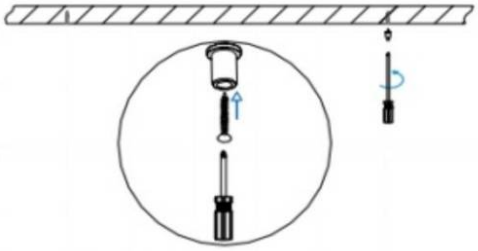

1. Find a suitable position then borehole.

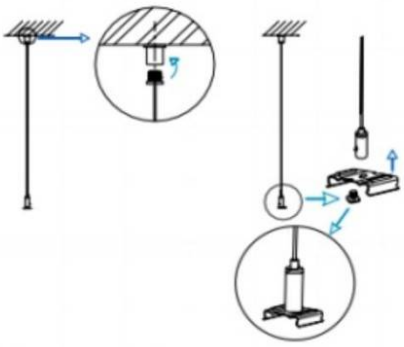

2.Hook mounted.

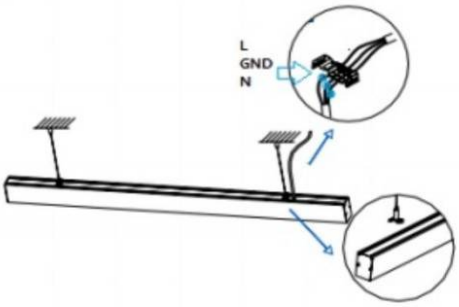


3.Connect the wire by junction box power-off simultaneously.

4.Adjust the position of the fixture and clean it.