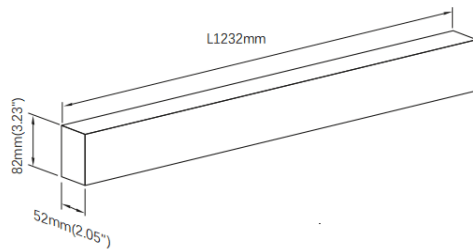
**IPLINE**

Lavov linear system from the family IPLINE with a power of 31W and a beam angle of 108°. Finished in Black colour. Dimensions L1232mm×W50mm×H80mm. With a total lumen output of 2790lm and a luminous efficacy of 90lm/W. Made in Extruded Aluminium. Driver ON-OFF. CCT 3000K.

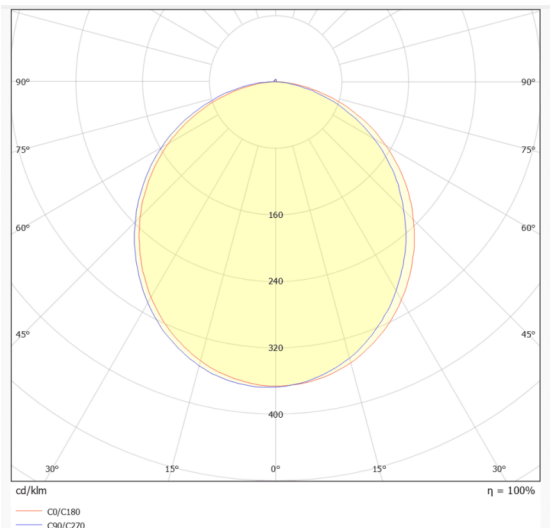
Dimensions



Product dimensions (mm) L1232mm×W50mm×H80mm

Scheme



Photometry



Item code	86.L004.1301.02
Product type	Indoor
Category	Linear Systems
Family	IPLINE
Pictograms	<div><div></div><div><div>220 240 V</div><div>CRI 80</div><div>CE</div><div>Driver INCL.</div></div></div> <div><div>On Off</div><div> 1-10V</div><div><div>50000h L80B10</div><div>IP 65</div></div></div>

Product	
Real power (W)	31
Real luminous flux (Lm)	2790
Luminous efficiency (Lm/W)	90
Beam angle (°)	108
Life time (h)	50000h L80B10
IP	65
Colour	Black
U. G. R	22
Control gear included	Yes
Control gear	ON-OFF
Light source	LED
Type of LED	SMD
Average life time (h)	50000h L80B10
Colour temperature (K)	3000
Colour consistency (SDCM)	SDCM<3
CRI	80