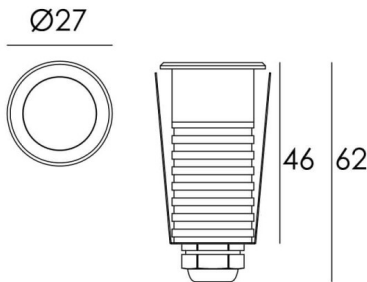












Scheme



ING-SMINI

Recessed Inground Floor from the family ING-SMINI with a power of 2W and a beam angle of 20 degrees. With a real lumen output of 136 lm, and an efficiency of 68lm/W, made in Die Cast Aluminium Body, Front Ring Stainless Steel. , Tempered Glass Cover and finished in Stainless Steel. IP67 and IK07 degree of protection. ON-OFF driver.

Item code	86.OI18.1321.00				
Product type	Outdoor				
Category	Recessed Inground Floor				
Family	ING-SMINI				
Pictograms					
					

Product	
Real power (W)	2
Real luminous flux (Lm)	136
Luminous efficiency (Lm/W)	68
Beam angle (°)	20
Life time (h)	50000h L80B10
IP	67
Electrical class insulation	Class I
Colour	Stainless steel finishing
Control gear included	No
Light source	LED
Colour temperature (K)	3000
Colour consistency (SDCM)	SDCM<3
CRI	80
IK	07