















ING-S

Recessed Inground Floor from the family ING-S with a power of 2W and a beam angle of 25 degrees. with a real lumen output of 145 lm, and an efficiency of 72,5 lm/W, made in Die Cast Aluminium Body, Front Ring Stainless Steel. , Tempered Glass Cover and finished in Stainless Steel. ON-OFF driver.

Item code	86.OIN2.0311.07
Product type	Outdoor
Category	Recessed Inground Floor
Family	ING
Subfamily	ING-S

Pictograms					
					
					

Product	
Real power (W)	2
Real luminous flux (Lm)	145
Luminous efficiency (Lm/W)	72.5
Beam angle (°)	8
Life time (h)	50000h L80B10
IP	67
Electrical class insulation	Class I
Colour	Stainless steel
Control gear included	Yes
Control gear	ON-OFF
Light source	2W Osram
Colour temperature (K)	3000
Colour consistency (SDCM)	SDCM<3
CRI	80
IK	08

Scheme

