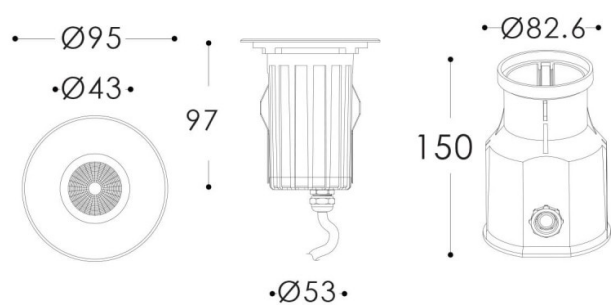
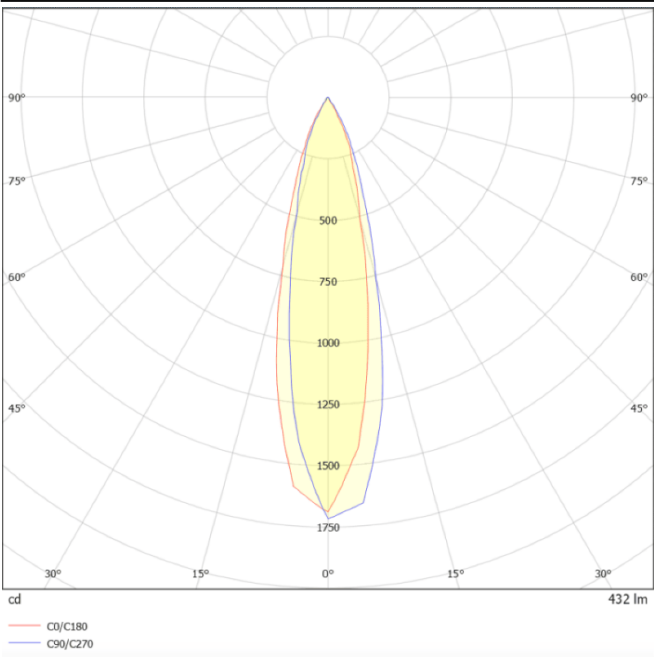




Scheme














Photometry



ING-S

Recessed Inground Floor from the family ING-S with a power of 6,8W and a beam angle of 24 degrees. with a real lumen output of 441 lm, and an efficiency of 64,85 lm/W, made in Die Cast Aluminium Body, Front Ring Stainless Steel. , Tempered Glass Cover and finished in Stainless Steel. ON-OFF driver.

Item code	86.OIN2.1321.07
Product type	Outdoor
Category	Recessed Inground Floor
Family	ING
Subfamily	ING-S
Pictograms	<div><div>50 60 Hz</div><div>220 240 V</div><div>850°</div><div>IK 09</div></div> <div><div>CRI 80</div><div>SDCM 3</div><div></div><div>Driver INCL</div><div></div></div> <div><div>IP 66</div><div>50000h L80B10</div></div>

Product	
Real power (W)	6.8
Real luminous flux (Lm)	441
Luminous efficiency (Lm/W)	64.84999999999999
Beam angle (°)	24
Life time (h)	50000h L80B10
IP	66
Electrical class insulation	Class I
Colour	Stainless steel
Control gear included	Yes
Control gear	ON-OFF
Light source	5W COB Nichia
Colour temperature (K)	3000
Colour consistency (SDCM)	SDCM<3
CRI	80
IK	09