












ING-M

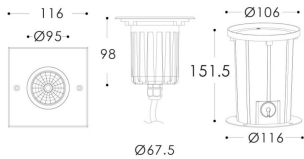
Recessed Inground Floor from the family ING-M with a power of 8,5W and a beam angle of 18 degrees. with a real lumen output of 744 lm, and an efficiency of 87,53 lm/W, made in Die Cast Aluminium Body, Front Ring Stainless Steel. , Tempered Glass Cover and finished in Stainless Steel. ON-OFF driver.

Item code	86.OIN3.2311.07
Product type	Outdoor
Category	Recessed Inground Floor
Family	ING
Subfamily	ING-M

Pictograms	    
	    
	 

Product	
Real power (W)	8.5
Real luminous flux (Lm)	744
Luminous efficiency (Lm/W)	87.53
Beam angle (°)	18
Life time (h)	50000h L80B10
IP	66
Electrical class insulation	Class I
Colour	Stainless steel
Control gear included	Yes
Control gear	ON-OFF
Light source	7W COB Nichia
Colour temperature (K)	3000
Colour consistency (SDCM)	SDCM<3
CRI	80
IK	09

Scheme



Photometry

